


ISSN 1985-739X



SIARAN KHAS

Special Release

MALAYSIA

3

(UNTUK KERJA-KERJA MEKANIKAL DAN ELEKTRIKAL)

(For Mechanical and Electrical Works)



JUN 2010

JUNE 2010

JABATAN PERANGKAAN MALAYSIA

DEPARTMENT OF STATISTICS, MALAYSIA

Tarikh : 20 Julai 2010
Date: 20th July 2010



KANDUNGAN
CONTENTS

MUKA SURAT
PAGE

NOTA TEKNIKAL <i>TECHNICAL NOTES</i>	3
JADUAL 1 : INDEKS HARGA SEUNIT BAGI COPPER CABLES <i>TABLE 1 : UNIT PRICE INDEX FOR COPPER CABLES</i>	7
JADUAL 2 : INDEKS HARGA SEUNIT BAGI SWITCHGEARS <i>TABLE 2 : UNIT PRICE INDEX FOR SWITCHGEARS</i>	10
JADUAL 3 : INDEKS HARGA SEUNIT BAGI TRANSFORMERS <i>TABLE 3 : UNIT PRICE INDEX FOR TRANSFORMERS</i>	12
JADUAL 4 : INDEKS HARGA SEUNIT BAGI GENERATORS <i>TABLE 4 : UNIT PRICE INDEX FOR GENERATORS</i>	13
JADUAL 5 : INDEKS HARGA SEUNIT BAGI LIGHTNING PROTECTION SYSTEM & EARTHING SYSTEM <i>TABLE 5 : UNIT PRICE INDEX FOR LIGHTNING PROTECTION SYSTEM & EARTHING SYSTEM</i>	14
JADUAL 6 : INDEKS HARGA SEUNIT BAGI AIR CONDITIONING SYSTEM <i>TABLE 6 : UNIT PRICE INDEX FOR AIR CONDITIONING SYSTEM</i>	15
JADUAL 7 : INDEKS HARGA SEUNIT BAGI MOTOR (PUMPSET) <i>TABLE 7 : UNIT PRICE INDEX FOR MOTOR (PUMPSET)</i>	18



NOTA TEKNIKAL
TECHNICAL NOTES

**NOTA TEKNIKAL INDEKS KOS KOMPONEN KERJA-KERJA
MEKANIKAL DAN ELEKTRIKAL
(DISEMBER 2007=100)**

Indeks Kos Komponen Kerja-kerja Mekanikal dan Elektrikal adalah berasaskan kepada tahun asas (Disember 2007=100). Indeks harga seunit diterbitkan mengikut tiga (3) kawasan iaitu Semenanjung Malaysia, Sabah dan Sarawak.

Spesifikasi untuk komponen mekanikal dan elektrikal terpilih disediakan oleh Jabatan Kerja Raya (JKR) dan Lembaga Pembangunan Industri Pembinaan Malaysia (CIDB). Bagi komponen elektrikal, harga diperoleh dari CIDB dan bagi komponen mekanikal, harga diperoleh dari pembekal.

Mulai Januari 2009, indeks harga seunit bagi dua (2) komponen mekanikal diterbitkan dalam Siaran Khas 3 ini.

***TECHNICAL NOTES ON THE COMPONENT COST INDEX OF THE
MECHANICAL AND ELECTRICAL WORKS
(DECEMBER 2007=100)***

The Component Cost Index of the Mechanical and Electrical Works is based on the base year (December 2007=100). Unit price index are reported according to three (3) regions, that is Peninsular Malaysia, Sabah and Sarawak.

The specifications of the selected mechanical and electrical components are determined by Public Works Department (JKR) and Construction Industry Development Board Malaysia (CIDB). For electrical components, the prices are obtained from CIDB and for mechanical components, the prices are obtained from the suppliers.

Starting from January 2009, the unit price indices for two (2) mechanical components are published in this Special Release 3.

JADUAL - JADUAL
TABLES

Jadual 1 - Indeks Harga Seunit Bagi Copper Cables

Table 1 - Unit Price Index For Copper Cables

(Disember 2007=100)

(December 2007=100)

Perkara <i>Item</i>	Tempoh <i>Period</i>	Kawasan <i>Region</i>		
		Semenanjung Malaysia <i>Peninsular Malaysia</i>	Sabah <i>Sabah</i>	Sarawak <i>Sarawak</i>
1. Copper Cables				
1.1) <i>Concealed / Surface wiring using G.I conduit (per unit point)</i>	2009 Dis.	111.7	126.5	124.8
	2010 Jan.	119.2	132.9	131.2
	Feb.	114.1	127.2	126.0
	Mac	120.8	133.8	132.3
	Apr.	121.5	134.8	133.5
	Mei	111.3	123.8	122.6
	Jun	105.7	117.0	115.8
	Jul.			
	Ogo.			
	Sep.			
	Okt.			
	Nov.			
	Dis.			
1.2) <i>Cables in galvanized trunking (per meter run)</i>	2009 Dis.	111.7	126.5	124.8
	2010 Jan.	119.2	132.9	131.2
	Feb.	114.1	127.2	126.0
	Mac	120.8	133.8	132.3
	Apr.	121.5	134.8	133.5
	Mei.	111.3	123.8	122.6
	Jun.	105.7	117.0	115.8
	Jul.			
	Ogo.			
	Sep.			
	Okt.			
	Nov.			
	Dis.			
1.3) <i>Cables laid underground (per meter run) (i) 120 sq. mm and above</i>	2009 Dis.	124.8	138.7	137.2
	2010 Jan.	128.1	142.0	140.0
	Feb.	125.6	139.3	138.2
	Mac	130.9	146.2	143.1
	Apr.	132.2	147.8	145.6
	Mei	125.9	139.6	138.1
	Jun	118.9	131.7	130.4
	Jul.			
	Ogo.			
	Sep.			
	Okt.			
	Nov.			
	Dis.			

Jadual 1 (Samb.) - Indeks Harga Seunit Bagi Copper Cables
Table 1 (Cont'd.) - Unit Price Index For Copper Cables

(Disember 2007=100)
 (December 2007=100)

Perkara <i>Item</i>	Tempoh <i>Period</i>	Kawasan <i>Region</i>		
		Semenanjung Malaysia <i>Peninsular Malaysia</i>	Sabah <i>Sabah</i>	Sarawak <i>Sarawak</i>
1. Copper Cables				
1.3) Cables laid underground (per meter run)				
ii) Below 120 sq. mm				
	2009 Dis.	125.9	136.3	134.8
	2010 Jan.	132.6	142.3	140.2
	Feb.	128.2	137.6	136.2
	Mac	136.6	145.4	142.7
	Apr.	138.0	147.4	144.9
	Mei	128.5	137.6	136.1
	Jun	123.0	131.4	130.0
	Jul.			
	Ogo.			
	Sep.			
	Okt.			
	Nov.			
	Dis.			
1.4) Cables on tray / ladder (per meter run)				
i) 120 sq.mm and above				
	2009 Dis.	124.8	138.7	137.2
	2010 Jan.	128.1	142.0	140.0
	Feb.	125.6	139.3	138.2
	Mac	130.9	146.2	143.1
	Apr.	132.2	147.8	145.6
	Mei	125.9	139.6	138.1
	Jun	118.9	131.7	130.4
	Jul.			
	Ogo.			
	Sep.			
	Okt.			
	Nov.			
	Dis.			
1.4) Cables on tray / ladder (per meter run)				
ii) Below 120 sq.mm				
	2009 Dis.	125.9	136.3	134.8
	2010 Jan.	132.6	142.3	140.2
	Feb.	128.2	137.6	136.2
	Mac	136.6	145.4	142.7
	Apr.	138.0	147.4	144.9
	Mei	128.5	137.6	136.1
	Jun	123.0	131.4	130.0
	Jul.			
	Ogo.			
	Sep.			
	Okt.			
	Nov.			
	Dis.			

Jadual 1 (Samb.) - Indeks Harga Seunit Bagi Copper Cables*Table 1 (Cont'd.) - Unit Price Index For Copper Cables***(Disember 2007=100)***(December 2007=100)*

Perkara <i>Item</i>	Tempoh <i>Period</i>	Kawasan <i>Region</i>		
		Semenanjung Malaysia <i>Peninsular Malaysia</i>	Sabah <i>Sabah</i>	Sarawak <i>Sarawak</i>
1. Copper Cables				
1.5) Busduct	2009 Dis.	130.1	126.4	125.3
	2010 Jan.	130.1	127.1	126.0
	Feb.	130.1	126.9	125.7
	Mac	130.1	127.1	126.0
	Apr.	130.1	136.2	134.8
	Mei	139.6	136.2	134.8
	Jun	134.9	131.5	129.9
	Jul.			
	Ogo.			
	Sep.			
	Okt.			
	Nov.			
	Dis.			

Jadual 2 - Indeks Harga Seunit Bagi Switchgears

Table 2 - Unit Price Index For Switchgears

(Disember 2007=100)

(December 2007=100)

Perkara <i>Item</i>	Tempoh <i>Period</i>	Kawasan <i>Region</i>		
		Semenanjung Malaysia <i>Peninsular Malaysia</i>	Sabah <i>Sabah</i>	Sarawak <i>Sarawak</i>
2. Switchgears				
2.1) HT Switchgears				
	2009 Dis.	112.5	118.0	118.0
	2010 Jan.	112.5	118.0	118.0
	Feb.	112.5	118.0	118.0
	Mac	112.5	118.0	118.0
	Apr.	112.5	118.0	118.0
	Mei	112.5	118.0	118.0
	Jun	112.5	118.0	118.0
	Jul.			
	Ogo.			
	Sep.			
	Okt.			
	Nov.			
	Dis.			
2.2) LV Switchboards (Incomer breaker 600A and above)				
	2009 Dis.	101.6	101.6	101.6
	2010 Jan.	101.6	101.6	101.6
	Feb.	101.6	101.6	101.6
	Mac	101.6	101.6	101.6
	Apr.	101.6	101.6	101.6
	Mei	101.6	101.6	101.6
	Jun	101.6	101.6	101.6
	Jul.			
	Ogo.			
	Sep.			
	Okt.			
	Nov.			
	Dis.			
2.3) LV Switchboards and Sub Switchboards (Incomer breaker below 600A)				
	2009 Dis.	101.6	101.6	101.6
	2010 Jan.	101.6	101.6	101.6
	Feb.	101.6	101.6	101.6
	Mac	101.6	101.6	101.6
	Apr.	101.6	101.6	101.6
	Mei	101.6	101.6	101.6
	Jun	101.6	101.6	101.6
	Jul.			
	Ogo.			
	Sep.			
	Okt.			
	Nov.			
	Dis.			

Jadual 2 (Samb.) - Indeks Harga Seunit Bagi Switchgears
Table 2 (Cont'd.) - Unit Price Index For Switchgears

(Disember 2007=100)
(December 2007=100)

Perkara <i>Item</i>	Tempoh <i>Period</i>	Kawasan <i>Region</i>		
		Semenanjung Malaysia <i>Peninsular Malaysia</i>	Sabah <i>Sabah</i>	Sarawak <i>Sarawak</i>
2. Switchgears				
2.4) TPN & SPN Distribution Boards (Incomer breaker 100A and below)	2009 Dis.	100.0	100.0	100.0
	2010 Jan.	100.0	100.0	100.0
	Feb.	100.0	100.0	100.0
	Mac	100.0	100.0	100.0
	Apr.	100.0	100.0	100.0
	Mei	100.0	100.0	100.0
	Jun	100.0	100.0	100.0
	Jul.			
	Ogo.			
	Sep.			
	Okt.			
	Nov.			
	Dis.			

Jadual 5 - Indeks Harga Seunit Bagi Lightning Protection System & Earthing System

Table 5 - Unit Price Index For Lightning Protection System & Earthing System

(Disember 2007=100)
(December 2007=100)

Perkara <i>Item</i>	Tempoh <i>Period</i>	Kawasan <i>Region</i>		
		Semenanjung Malaysia <i>Peninsular Malaysia</i>	Sabah <i>Sabah</i>	Sarawak <i>Sarawak</i>
5. Lightning Protection System & Earthing System				
5.1) Lightning Protection System				
	2009 Dis.	120.2	131.9	129.5
	2010 Jan.	120.2	131.9	129.5
	Feb.	120.2	131.9	129.5
	Mac	120.2	131.9	129.5
	Apr.	120.2	131.9	129.5
	Mei	120.2	131.9	129.5
	Jun	118.1	130.3	127.9
	Jul.			
	Ogo.			
	Sep.			
	Okt.			
	Nov.			
	Dis.			
5.2) Earthing System				
i) Earthing System for Main Switchboards and Sub Switchboards				
	2009 Dis.	120.2	131.9	129.5
	2010 Jan.	120.2	131.9	129.5
	Feb.	120.2	131.9	129.5
	Mac	120.2	131.9	129.5
	Apr.	120.2	131.9	129.5
	Mei	120.2	131.9	129.5
	Jun	118.1	130.3	127.9
	Jul.			
	Ogo.			
	Sep.			
	Okt.			
	Nov.			
	Dis.			
5.2) Earthing System				
ii) Earthing System for Distribution Boards				
	2009 Dis.	120.2	131.9	129.5
	2010 Jan.	120.2	131.9	129.5
	Feb.	120.2	131.9	129.5
	Mac	120.2	131.9	129.5
	Apr.	120.2	131.9	129.5
	Mei	120.2	131.9	129.5
	Jun	118.1	130.3	127.9
	Jul.			
	Ogo.			
	Sep.			
	Okt.			
	Nov.			
	Dis.			

Jadual 6 - Indeks Harga Seunit Bagi Air Conditioning System

Table 6 - Unit Price Index For Air Conditioning System

(Disember 2007=100)

(December 2007=100)

Perkara <i>Item</i>	Tempoh <i>Period</i>	Kawasan <i>Region</i>		
		Semenanjung Malaysia <i>Peninsular Malaysia</i>	Sabah <i>Sabah</i>	Sarawak <i>Sarawak</i>
6. Air Conditioning System				
6.1) Water Cooled Chiller	2009 Dis.	103.7	101.1	101.1
	2010 Jan.	103.7	102.2	102.2
	Feb.	103.7	102.2	102.2
	Mac	103.7	102.3	102.3
	Apr.	103.7	102.3	102.3
	Mei	103.7	102.3	102.3
	Jun	103.7	102.3	102.3
	Jul.			
	Ogo.			
	Sep.			
	Okt.			
	Nov.			
	Dis.			
6.2) Air Cooled Chiller	2009 Dis.	101.0	100.1	100.1
	2010 Jan.	101.3	101.3	101.3
	Feb.	101.3	101.3	101.3
	Mac	101.3	101.3	101.3
	Apr.	102.0	102.0	102.0
	Mei.	102.0	102.0	102.0
	Jun.	102.0	102.0	102.0
	Jul.			
	Ogo.			
	Sep.			
	Okt.			
	Nov.			
	Dis.			
6.3) Water Cooled Package	2009 Dis.	101.7	102.0	102.0
	2010 Jan.	102.8	107.4	107.4
	Feb.	102.8	107.4	107.4
	Mac	103.2	107.4	107.4
	Apr.	103.2	107.4	107.4
	Mei	103.2	107.4	107.4
	Jun	103.2	107.4	107.4
	Jul.			
	Ogo.			
	Sep.			
	Okt.			
	Nov.			
	Dis.			

Jadual 6 (Samb.) - Indeks Harga Seunit Bagi Air Conditioning System
Table 6 (Cont'd.) - Unit Price Index For Air Conditioning System

(Disember 2007=100)
(December 2007=100)

Perkara <i>Item</i>	Tempoh <i>Period</i>	Kawasan <i>Region</i>		
		Semenanjung Malaysia <i>Peninsular Malaysia</i>	Sabah <i>Sabah</i>	Sarawak <i>Sarawak</i>
6. Air Conditioning System				
6.4) Air Cooled Package				
	2009 Dis.	103.6	102.7	102.7
	2010 Jan.	103.6	105.4	105.4
	Feb.	103.6	105.4	105.4
	Mac	103.6	105.4	105.4
	Apr.	104.3	106.8	106.8
	Mei.	104.3	106.8	106.8
	Jun.	104.3	106.8	106.8
	Jul.			
	Ogo.			
	Sep.			
	Okt.			
	Nov.			
	Dis.			
6.5) Split Unit System				
i) Wall Mounted				
	2009 Dis.	104.9	103.6	103.6
	2010 Jan.	104.9	105.4	105.4
	Feb.	104.9	105.4	105.4
	Mac	104.9	105.4	105.4
	Apr.	104.9	105.4	105.4
	Mei	104.9	105.4	105.4
	Jun	104.9	105.4	105.4
	Jul.			
	Ogo.			
	Sep.			
	Okt.			
	Nov.			
	Dis.			
6.5) Split Unit System				
ii) Ceiling Cassette / Mounted				
	2009 Dis.	98.6	97.3	97.3
	2010 Jan.	98.9	98.8	98.8
	Feb.	98.9	98.8	98.8
	Mac	98.6	98.8	98.8
	Apr.	98.6	98.8	98.8
	Mei.	98.6	98.8	98.8
	Jun.	98.6	98.8	98.8
	Jul.			
	Ogo.			
	Sep.			
	Okt.			
	Nov.			
	Dis.			

Jadual 6 (Samb.) - Indeks Harga Seunit Bagi Air Conditioning System

Table 6 (Cont'd.) - Unit Price Index For Air Conditioning System

(Disember 2007=100)

(December 2007=100)

Perkara <i>Item</i>	Tempoh <i>Period</i>	Kawasan <i>Region</i>		
		Semenanjung Malaysia <i>Peninsular Malaysia</i>	Sabah <i>Sabah</i>	Sarawak <i>Sarawak</i>
6. Air Conditioning System				
6.6) VRV System <i>i) Indoor</i>	2009 Dis.	104.5	102.6	102.6
	2010 Jan.	104.5	102.6	102.6
	Feb.	104.5	102.6	102.6
	Mac	104.5	102.6	102.6
	Apr.	104.5	102.6	102.6
	Mei	104.5	102.6	102.6
	Jun	104.5	102.6	102.6
	Jul.			
	Ogo.			
	Sep.			
	Okt.			
	Nov.			
	Dis.			
6.6) VRV System <i>ii) Outdoor</i>	2009 Dis.	104.6	102.7	102.7
	2010 Jan.	104.6	102.7	102.7
	Feb.	104.6	102.7	102.7
	Mac	104.6	102.7	102.7
	Apr.	104.6	102.7	102.7
	Mei.	104.6	102.7	102.7
	Jun.	104.6	102.7	102.7
	Jul.			
	Ogo.			
	Sep.			
	Okt.			
	Nov.			
	Dis.			

Jadual 7 - Indeks Harga Seunit Bagi Motor (Pumpset)
Table 7 - Unit Price Index For Motor (Pumpset)
(Disember 2007=100)
(December 2007=100)

Perkara <i>Item</i>	Tempoh <i>Period</i>	Kawasan <i>Region</i>		
		Semenanjung Malaysia <i>Peninsular Malaysia</i>	Sabah <i>Sabah</i>	Sarawak <i>Sarawak</i>
7. Motor (Pumpset)				
7.1) Condenser Water Pump				
	2009 Dis.	119.1	119.1	119.1
	2010 Jan.	119.1	119.1	119.1
	Feb.	119.9	119.9	119.9
	Mac	119.9	119.9	119.9
	Apr.	119.9	119.9	119.9
	Mei	119.9	119.9	119.9
	Jun	119.9	119.9	119.9
	Jul.			
	Ogo.			
	Sep.			
	Okt.			
	Nov.			
	Dis.			
7.2) Chilled Water Pump				
	2009 Dis.	120.2	120.2	120.2
	2010 Jan.	120.2	120.2	120.2
	Feb.	121.0	121.0	121.0
	Mac	121.0	121.0	121.0
	Apr.	121.0	121.0	121.0
	Mei.	121.0	121.0	121.0
	Jun.	121.0	121.0	121.0
	Jul.			
	Ogo.			
	Sep.			
	Okt.			
	Nov.			
	Dis.			
7.3) Hose Reel Pump				
	2009 Dis.	114.9	114.9	114.9
	2010 Jan.	114.9	114.9	114.9
	Feb.	116.0	116.0	116.0
	Mac	116.0	116.0	116.0
	Apr.	116.0	116.0	116.0
	Mei	116.0	116.0	116.0
	Jun	116.0	116.0	116.0
	Jul.			
	Ogo.			
	Sep.			
	Okt.			
	Nov.			
	Dis.			

HARGA : RM 2.00
PRICE

BOLEH DIPEROLEHI DARI:
OBTAINABLE FROM:

**JABATAN PERANGKAAN MALAYSIA,
(DEPARTMENT OF STATISTICS, MALAYSIA)
BLOK C6, KOMPLEKS C,
PUSAT PENTADBIRAN KERAJAAN PERSEKUTUAN,
62514 PUTRAJAYA,
MALAYSIA**

Tel. Terus Jabatan: 03 - 8885 7000

Faks: 03 - 8888 9248

E-mel : jpbkkp@stats.gov.my

Laman web: <http://www.statistics.gov.my>