


ISSN 1985-739X



**SIARAN KHAS**

*Special Release*

**3**

**MALAYSIA**

**(UNTUK KERJA-KERJA MEKANIKAL DAN ELEKTRIKAL)**

*(For Mechanical and Electrical Works)*

**MAC 2010**



*MARCH 2010*

**JABATAN PERANGKAAN MALAYSIA**

*DEPARTMENT OF STATISTICS, MALAYSIA*

**Tarikh :**  
*Date:*

**20 April 2010**





**KANDUNGAN**  
**CONTENTS**

	<b>MUKA SURAT</b> <b>PAGE</b>
<b>NOTA TEKNIKAL</b> <i>TECHNICAL NOTES</i>	3
<b>JADUAL 1 : INDEKS HARGA SEUNIT BAGI COPPER CABLES</b> <i>TABLE 1 : UNIT PRICE INDEX FOR COPPER CABLES</i>	7
<b>JADUAL 2 : INDEKS HARGA SEUNIT BAGI SWITCHGEARS</b> <i>TABLE 2 : UNIT PRICE INDEX FOR SWITCHGEARS</i>	10
<b>JADUAL 3 : INDEKS HARGA SEUNIT BAGI TRANSFORMERS</b> <i>TABLE 3 : UNIT PRICE INDEX FOR TRANSFORMERS</i>	12
<b>JADUAL 4 : INDEKS HARGA SEUNIT BAGI GENERATORS</b> <i>TABLE 4 : UNIT PRICE INDEX FOR GENERATORS</i>	13
<b>JADUAL 5 : INDEKS HARGA SEUNIT BAGI LIGHTNING PROTECTION SYSTEM &amp; EARTHING SYSTEM</b> <i>TABLE 5 : UNIT PRICE INDEX FOR LIGHTNING PROTECTION SYSTEM &amp; EARTHING SYSTEM</i>	14
<b>JADUAL 6 : INDEKS HARGA SEUNIT BAGI AIR CONDITIONING SYSTEM</b> <i>TABLE 6 : UNIT PRICE INDEX FOR AIR CONDITIONING SYSTEM</i>	15
<b>JADUAL 7 : INDEKS HARGA SEUNIT BAGI MOTOR (PUMPSET)</b> <i>TABLE 7 : UNIT PRICE INDEX FOR MOTOR (PUMPSET)</i>	18



**NOTA TEKNIKAL INDEKS KOS KOMPONEN KERJA-KERJA  
MEKANIKAL DAN ELEKTRIKAL  
(DISEMBER 2007=100)**

Indeks Kos Komponen Kerja-kerja Mekanikal dan Elektrikal adalah berasaskan kepada tahun asas (Disember 2007=100). Indeks harga seunit diterbitkan mengikut tiga (3) kawasan iaitu Semenanjung Malaysia, Sabah dan Sarawak.

Spesifikasi untuk komponen mekanikal dan elektrikal terpilih disediakan oleh Jabatan Kerja Raya (JKR) dan Lembaga Pembangunan Industri Pembinaan Malaysia (CIDB). Bagi komponen elektrikal, harga diperolehi dari CIDB dan bagi komponen mekanikal, harga diperolehi dari pembekal.

Mulai Januari 2009, indeks harga seunit bagi dua (2) komponen mekanikal diterbitkan dalam Siaran Khas 3 ini.

**TECHNICAL NOTES ON THE COMPONENT COST INDEX OF THE  
MECHANICAL AND ELECTRICAL WORKS  
(DECEMBER 2007=100)**

*The Component Cost Index of the Mechanical and Electrical Works is based on the base year (December 2007=100). Unit price index are reported according to three (3) regions, that is Peninsular Malaysia, Sabah and Sarawak.*

*The specifications of the selected mechanical and electrical components are determined by Public Works Department (JKR) and Construction Industry Development Board Malaysia (CIDB). For electrical components, the prices are obtained from CIDB and for mechanical components, the prices are obtained from the suppliers.*

*Starting from January 2009, the unit price indices for two (2) mechanical components are published in this Special Release 3.*



**JADUAL - JADUAL**  
*TABLES*





**Jadual 1 - Indeks Harga Seunit Bagi Copper Cables**

*Table 1 - Unit Price Index For Copper Cables*

**(Disember 2007=100)**

*(December 2007=100)*

Perkara <i>Item</i>	Tempoh <i>Period</i>	Kawasan <i>Region</i>		
		Semenanjung Malaysia <i>Peninsular Malaysia</i>	Sabah <i>Sabah</i>	Sarawak <i>Sarawak</i>
<b>1. Copper Cables</b>				
1.1) <i>Concealed / Surface wiring using G.I conduit (per unit point)</i>	2009 Dis.	111.7	126.5	124.8
	2010 Jan.	119.2	132.9	131.2
	Feb.	114.1	127.2	126.0
	Mac	120.8	133.8	132.3
	Apr.			
	Mei			
	Jun			
	Jul.			
	Ogo.			
	Sep.			
	Okt.			
	Nov.			
	Dis.			
1.2) <i>Cables in galvanized trunking (per meter run)</i>	2009 Dis.	111.7	126.5	124.8
	2010 Jan.	119.2	132.9	131.2
	Feb.	114.1	127.2	126.0
	Mac	120.8	133.8	132.3
	Apr.			
	Mei.			
	Jun.			
	Jul.			
	Ogo.			
	Sep.			
	Okt.			
	Nov.			
	Dis.			
1.3) <i>Cables laid underground (per meter run) (i) 120 sq. mm and above</i>	2009 Dis.	124.8	138.7	137.2
	2010 Jan.	128.1	142.0	140.0
	Feb.	125.6	139.3	138.2
	Mac	130.9	146.2	143.1
	Apr.			
	Mei			
	Jun			
	Jul.			
	Ogo.			
	Sep.			
	Okt.			
	Nov.			
	Dis.			

Jadual 1 (Samb.) - Indeks Harga Seunit Bagi Copper Cables

Table 1 (Cont'd.) - Unit Price Index For Copper Cables

(Disember 2007=100)

(December 2007=100)

Perkara Item	Tempoh Period	Kawasan Region		
		Semenanjung Malaysia Peninsular Malaysia	Sabah Sabah	Sarawak Sarawak
<b>1. Copper Cables</b>				
1.3) Cables laid underground (per meter run) ii) Below 120 sq. mm	2009 Dis.	125.9	136.3	134.8
	2010 Jan.	132.6	142.3	140.2
	Feb.	128.2	137.6	136.2
	Mac	136.6	145.4	142.7
	Apr.			
	Mei			
	Jun			
	Jul.			
	Ogo.			
	Sep.			
	Okt.			
	Nov.			
	Dis.			
1.4) Cables on tray / ladder (per meter run) i) 120 sq.mm and above	2009 Dis.	124.8	138.7	137.2
	2010 Jan.	128.1	142.0	140.0
	Feb.	125.6	139.3	138.2
	Mac	130.9	146.2	143.1
	Apr.			
	Mei			
	Jun			
	Jul.			
	Ogo.			
	Sep.			
	Okt.			
	Nov.			
	Dis.			
1.4) Cables on tray / ladder (per meter run) ii) Below 120 sq.mm	2009 Dis.	125.9	136.3	134.8
	2010 Jan.	132.6	142.3	140.2
	Feb.	128.2	137.6	136.2
	Mac	136.6	145.4	142.7
	Apr.			
	Mei			
	Jun			
	Jul.			
	Ogo.			
	Sep.			
	Okt.			
	Nov.			
	Dis.			

**Jadual 1 (Samb.) - Indeks Harga Seunit Bagi Copper Cables**  
**Table 1 (Cont'd.) - Unit Price Index For Copper Cables**

**(Disember 2007=100)**  
*(December 2007=100)*

Perkara <i>Item</i>	Tempoh <i>Period</i>	Kawasan <i>Region</i>		
		Semenanjung Malaysia <i>Peninsular Malaysia</i>	Sabah <i>Sabah</i>	Sarawak <i>Sarawak</i>
<b>1. Copper Cables</b>				
1.5) <i>Busduct</i>	2009 Dis.	130.1	126.4	125.3
	2010 Jan.	130.1	127.1	126.0
	Feb.	130.1	126.9	125.7
	Mac	130.1	127.1	126.0
	Apr.			
	Mei			
	Jun			
	Jul.			
	Ogo.			
	Sep.			
	Okt.			
	Nov.			
Dis.				

**Jadual 2 - Indeks Harga Seunit Bagi Switchgears**  
*Table 2 - Unit Price Index For Switchgears*

**(Disember 2007=100)**  
*(December 2007=100)*

Perkara <i>Item</i>	Tempoh <i>Period</i>	Kawasan <i>Region</i>		
		Semenanjung Malaysia <i>Peninsular Malaysia</i>	Sabah <i>Sabah</i>	Sarawak <i>Sarawak</i>
<b>2. Switchgears</b>				
<b>2.1) HT Switchgears</b>				
	2009 Dis.	112.5	118.0	118.0
	2010 Jan.	112.5	118.0	118.0
	Feb.	112.5	118.0	118.0
	Mac	112.5	118.0	118.0
	Apr.			
	Mei			
	Jun			
	Jul.			
	Ogo.			
	Sep.			
	Okt.			
	Nov.			
	Dis.			
<b>2.2) LV Switchboards (Incomer breaker 600A and above)</b>				
	2009 Dis.	101.6	101.6	101.6
	2010 Jan.	101.6	101.6	101.6
	Feb.	101.6	101.6	101.6
	Mac	101.6	101.6	101.6
	Apr.			
	Mei			
	Jun			
	Jul.			
	Ogo.			
	Sep.			
	Okt.			
	Nov.			
	Dis.			
<b>2.3) LV Switchboards and Sub Switchboards (Incomer breaker below 600A)</b>				
	2009 Dis.	101.6	101.6	101.6
	2010 Jan.	101.6	101.6	101.6
	Feb.	101.6	101.6	101.6
	Mac	101.6	101.6	101.6
	Apr.			
	Mei			
	Jun			
	Jul.			
	Ogo.			
	Sep.			
	Okt.			
	Nov.			
	Dis.			

**Jadual 2 (Samb.) - Indeks Harga Seunit Bagi Switchgears**  
*Table 2 (Cont'd.) - Unit Price Index For Switchgears*

**(Disember 2007=100)**  
*(December 2007=100)*

Perkara <i>Item</i>	Tempoh <i>Period</i>	Kawasan <i>Region</i>		
		Semenanjung Malaysia <i>Peninsular Malaysia</i>	Sabah <i>Sabah</i>	Sarawak <i>Sarawak</i>
<b>2. Switchgears</b>				
2.4) TPN & SPN Distribution Boards <i>(Incomer breaker 100A and below)</i>	2009 Dis.	100.0	100.0	100.0
	2010 Jan.	100.0	100.0	100.0
	Feb.	100.0	100.0	100.0
	Mac	100.0	100.0	100.0
	Apr.			
	Mei			
	Jun			
	Jul.			
	Ogo.			
	Sep.			
	Okt.			
	Nov.			
	Dis.			

**Jadual 3 - Indeks Harga Seunit Bagi Transformers**  
**Table 3 - Unit Price Index For Transformers**

(Disember 2007=100)  
 (December 2007=100)

Perkara <i>Item</i>	Tempoh <i>Period</i>	Kawasan <i>Region</i>		
		Semenanjung Malaysia <i>Peninsular Malaysia</i>	Sabah <i>Sabah</i>	Sarawak <i>Sarawak</i>
<b>3. Transformers</b>				
3.1) <i>Low loss cast resin transformer</i>	2009 Dis.	132.0	132.0	132.0
	2010 Jan.	136.2	136.5	136.5
	Feb.	136.2	136.5	136.5
	Mac	136.2	136.5	136.5
	Apr.			
	Mei			
	Jun			
	Jul.			
	Ogo.			
	Sep.			
	Okt.			
	Nov.			
	Dis.			
3.2) <i>Low loss hermetically sealed (oil filled) transformer</i>	2009 Dis.	124.9	122.3	122.3
	2010 Jan.	129.4	128.1	128.1
	Feb.	129.4	128.1	128.1
	Mac	129.4	128.1	128.1
	Apr.			
	Mei			
	Jun			
	Jul.			
	Ogo.			
	Sep.			
	Okt.			
	Nov.			
	Dis.			

**Jadual 4 - Indeks Harga Seunit Bagi Generators**

*Table 4 - Unit Price Index For Generators*

(Disember 2007=100)

(December 2007=100)

Perkara <i>Item</i>	Tempoh <i>Period</i>	Kawasan <i>Region</i>		
		Semenanjung Malaysia <i>Peninsular Malaysia</i>	Sabah <i>Sabah</i>	Sarawak <i>Sarawak</i>
<b>4. Generators</b>				
4.1) <i>Generator Ratings Above 500kVA</i>	2009 Dis.	118.9	120.9	120.9
	2010 Jan.	121.2	123.5	123.5
	Feb.	121.2	123.5	123.5
	Mac	121.2	123.5	123.5
	Apr.			
	Mei			
	Jun			
	Jul.			
	Ogo.			
	Sep.			
	Okt.			
	Nov.			
	Dis.			
4.2) <i>Generator Ratings 500kVA and below</i>	2009 Dis.	115.6	114.9	114.9
	2010 Jan.	121.1	120.1	120.1
	Feb.	121.1	120.1	120.1
	Mac	121.1	120.1	120.1
	Apr.			
	Mei.			
	Jun.			
	Jul.			
	Ogo.			
	Sep.			
	Okt.			
	Nov.			
	Dis.			

**Jadual 5 - Indeks Harga Seunit Bagi Lightning Protection System & Earthing System**

*Table 5 - Unit Price Index For Lightning Protection System & Earthing System*

**(Disember 2007=100)**

*(December 2007=100)*

Perkara <i>Item</i>	Tempoh <i>Period</i>	Kawasan <i>Region</i>		
		Semenanjung Malaysia <i>Peninsular Malaysia</i>	Sabah <i>Sabah</i>	Sarawak <i>Sarawak</i>
<b>5. Lightning Protection System &amp; Earthing System</b>				
<b>5.1) Lightning Protection System</b>				
	2009 Dis.	120.2	131.9	129.5
	2010 Jan.	120.2	131.9	129.5
	Feb.	120.2	131.9	129.5
	Mac	120.2	131.9	129.5
	Apr.			
	Mei			
	Jun			
	Jul.			
	Ogo.			
	Sep.			
	Okt.			
	Nov.			
	Dis.			
<b>5.2) Earthing System</b>				
<b>i) Earthing System for Main Switchboards and Sub Switchboards</b>				
	2009 Dis.	120.2	131.9	129.5
	2010 Jan.	120.2	131.9	129.5
	Feb.	120.2	131.9	129.5
	Mac	120.2	131.9	129.5
	Apr.			
	Mei			
	Jun			
	Jul.			
	Ogo.			
	Sep.			
	Okt.			
	Nov.			
	Dis.			
<b>5.2) Earthing System</b>				
<b>ii) Earthing System for Distribution Boards</b>				
	2009 Dis.	120.2	131.9	129.5
	2010 Jan.	120.2	131.9	129.5
	Feb.	120.2	131.9	129.5
	Mac	120.2	131.9	129.5
	Apr.			
	Mei			
	Jun			
	Jul.			
	Ogo.			
	Sep.			
	Okt.			
	Nov.			
	Dis.			



**Jadual 6 - Indeks Harga Seunit Bagi Air Conditioning System**

*Table 6 - Unit Price Index For Air Conditioning System*

**(Disember 2007=100)**

*(December 2007=100)*

Perkara <i>Item</i>	Tempoh <i>Period</i>	Kawasan <i>Region</i>		
		Semenanjung Malaysia <i>Peninsular Malaysia</i>	Sabah <i>Sabah</i>	Sarawak <i>Sarawak</i>
<b>6. Air Conditioning System</b>				
<b>6.1) Water Cooled Chiller</b>	2009 Dis.	103.7	101.1	101.1
	2010 Jan.	103.7	102.2	102.2
	Feb.	103.7	102.2	102.2
	Mac	103.7	102.3	102.3
	Apr.			
	Mei			
	Jun			
	Jul.			
	Ogo.			
	Sep.			
	Okt.			
	Nov.			
	Dis.			
<b>6.2) Air Cooled Chiller</b>	2009 Dis.	101.0	100.1	100.1
	2010 Jan.	101.3	101.3	101.3
	Feb.	101.3	101.3	101.3
	Mac	101.3	101.3	101.3
	Apr.			
	Mei.			
	Jun.			
	Jul.			
	Ogo.			
	Sep.			
	Okt.			
	Nov.			
	Dis.			
<b>6.3) Water Cooled Package</b>	2009 Dis.	101.7	102.0	102.0
	2010 Jan.	102.8	107.4	107.4
	Feb.	102.8	107.4	107.4
	Mac	103.2	107.4	107.4
	Apr.			
	Mei			
	Jun			
	Jul.			
	Ogo.			
	Sep.			
	Okt.			
	Nov.			
	Dis.			

**Jadual 6 (Samb.) - Indeks Harga Seunit Bagi Air Conditioning System**  
*Table 6 (Cont'd.) - Unit Price Index For Air Conditioning System*

(Disember 2007=100)  
 (December 2007=100)

Perkara <i>Item</i>	Tempoh <i>Period</i>	Kawasan <i>Region</i>		
		Semenanjung Malaysia <i>Peninsular Malaysia</i>	Sabah <i>Sabah</i>	Sarawak <i>Sarawak</i>
<b>6. Air Conditioning System</b>				
6.4) <i>Air Cooled Package</i>	2009 Dis.	103.6	102.7	102.7
	2010 Jan.	103.6	105.4	105.4
	Feb.	103.6	105.4	105.4
	Mac	103.6	105.4	105.4
	Apr.			
	Mei.			
	Jun.			
	Jul.			
	Ogo.			
	Sep.			
	Okt.			
	Nov.			
	Dis.			
6.5) <i>Split Unit System</i> i) <i>Wall Mounted</i>	2009 Dis.	104.9	103.6	103.6
	2010 Jan.	104.9	105.4	105.4
	Feb.	104.9	105.4	105.4
	Mac	104.9	105.4	105.4
	Apr.			
	Mei			
	Jun			
	Jul.			
	Ogo.			
	Sep.			
	Okt.			
	Nov.			
	Dis.			
6.5) <i>Split Unit System</i> ii) <i>Ceiling Cassette / Mounted</i>	2009 Dis.	98.6	97.3	97.3
	2010 Jan.	98.9	98.8	98.8
	Feb.	98.9	98.8	98.8
	Mac	98.6	98.8	98.8
	Apr.			
	Mei.			
	Jun.			
	Jul.			
	Ogo.			
	Sep.			
	Okt.			
	Nov.			
	Dis.			

**Jadual 6 (Samb.) - Indeks Harga Seunit Bagi Air Conditioning System**  
*Table 6 (Cont'd.) - Unit Price Index For Air Conditioning System*

**(Disember 2007=100)**  
*(December 2007=100)*

Perkara <i>Item</i>	Tempoh <i>Period</i>	Kawasan <i>Region</i>		
		Semenanjung Malaysia <i>Peninsular Malaysia</i>	Sabah <i>Sabah</i>	Sarawak <i>Sarawak</i>
<b>6. Air Conditioning System</b>				
6.6) VRV System <i>i) Indoor</i>	2009 Dis.	104.5	102.6	102.6
	2010 Jan.	104.5	102.6	102.6
	Feb.	104.5	102.6	102.6
	Mac	104.5	102.6	102.6
	Apr.			
	Mei			
	Jun			
	Jul.			
	Ogo.			
	Sep.			
	Okt.			
	Nov.			
	Dis.			
6.6) VRV System <i>ii) Outdoor</i>	2009 Dis.	104.6	102.7	102.7
	2010 Jan.	104.6	102.7	102.7
	Feb.	104.6	102.7	102.7
	Mac	104.6	102.7	102.7
	Apr.			
	Mei.			
	Jun.			
	Jul.			
	Ogo.			
	Sep.			
	Okt.			
	Nov.			
	Dis.			

**Jadual 7 - Indeks Harga Seunit Bagi Motor (Pumpset)**

*Table 7 - Unit Price Index For Motor (Pumpset)*

**(Disember 2007=100)**

*(December 2007=100)*

Perkara <i>Item</i>	Tempoh <i>Period</i>	Kawasan <i>Region</i>		
		Semenanjung Malaysia <i>Peninsular Malaysia</i>	Sabah <i>Sabah</i>	Sarawak <i>Sarawak</i>
<b>7. Motor (Pumpset)</b>				
<b>7.1) Condenser Water Pump</b>				
	2009 Dis.	119.1	119.1	119.1
	2010 Jan.	119.1	119.1	119.1
	Feb.	119.9	119.9	119.9
	Mac	119.9	119.9	119.9
	Apr.			
	Mei			
	Jun			
	Jul.			
	Ogo.			
	Sep.			
	Okt.			
	Nov.			
	Dis.			
<b>7.2) Chilled Water Pump</b>				
	2009 Dis.	120.2	120.2	120.2
	2010 Jan.	120.2	120.2	120.2
	Feb.	121.0	121.0	121.0
	Mac	121.0	121.0	121.0
	Apr.			
	Mei.			
	Jun.			
	Jul.			
	Ogo.			
	Sep.			
	Okt.			
	Nov.			
	Dis.			
<b>7.3) Hose Reel Pump</b>				
	2009 Dis.	114.9	114.9	114.9
	2010 Jan.	114.9	114.9	114.9
	Feb.	116.0	116.0	116.0
	Mac	116.0	116.0	116.0
	Apr.			
	Mei			
	Jun			
	Jul.			
	Ogo.			
	Sep.			
	Okt.			
	Nov.			
	Dis.			



**HARGA :** RM 2.00  
*PRICE*

**BOLEH DIPEROLEHI DARI:**  
*OBTAINABLE FROM:*

**JABATAN PERANGKAAN MALAYSIA,  
(DEPARTMENT OF STATISTICS, MALAYSIA)  
BLOK C6, KOMPLEKS C,  
PUSAT PENTADBIRAN KERAJAAN PERSEKUTUAN,  
62514 PUTRAJAYA,  
MALAYSIA**

**Tel. Terus Jabatan: 03 - 8885 7000**

**Faks: 03 - 8888 9248**

**E-mel : [jpbkkp@stats.gov.my](mailto:jpbkkp@stats.gov.my)**

**Laman web: <http://www.statistics.gov.my>**